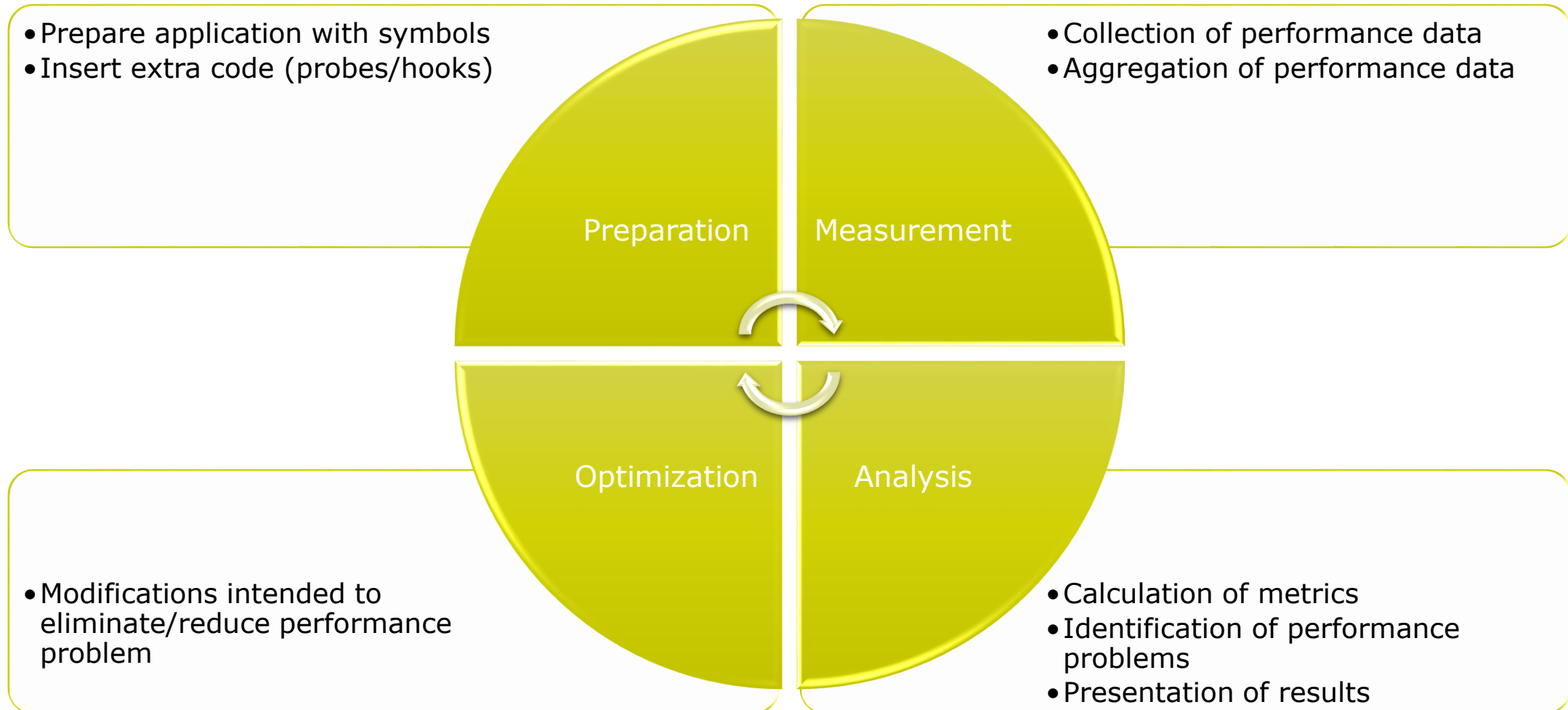


Score-P – A Joint Performance Measurement Run-Time Infrastructure for Periscope, Scalasca, TAU, and Vampir

VI-HPS Team



Performance engineering workflow



Score-P



- Infrastructure for instrumentation and performance measurements
- Instrumented application can be used to produce several results:
 - Call-path profiling: CUBE4 data format used for data exchange
 - Event-based tracing: OTF2 data format used for data exchange
 - Online profiling: In conjunction with the Periscope Tuning Framework
- Supported parallel paradigms:
 - Multi-process: MPI, SHMEM
 - Thread-parallel: OpenMP, Pthreads
 - Accelerator-based: CUDA, OpenCL, OpenACC
- Open Source; portable and scalable to all major HPC systems
- Initial project funded by BMBF
- Close collaboration with PRIMA project funded by DOE

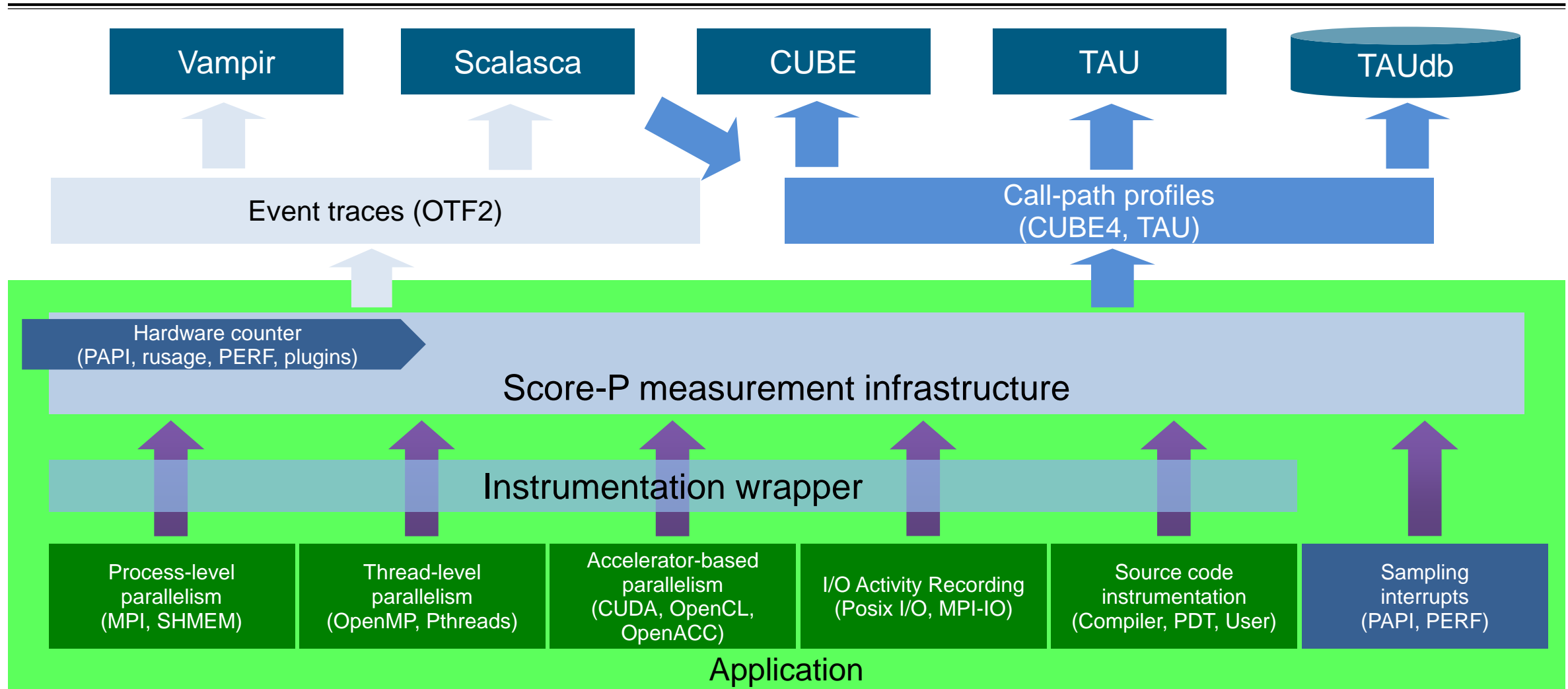
GEFÖRDERT VOM



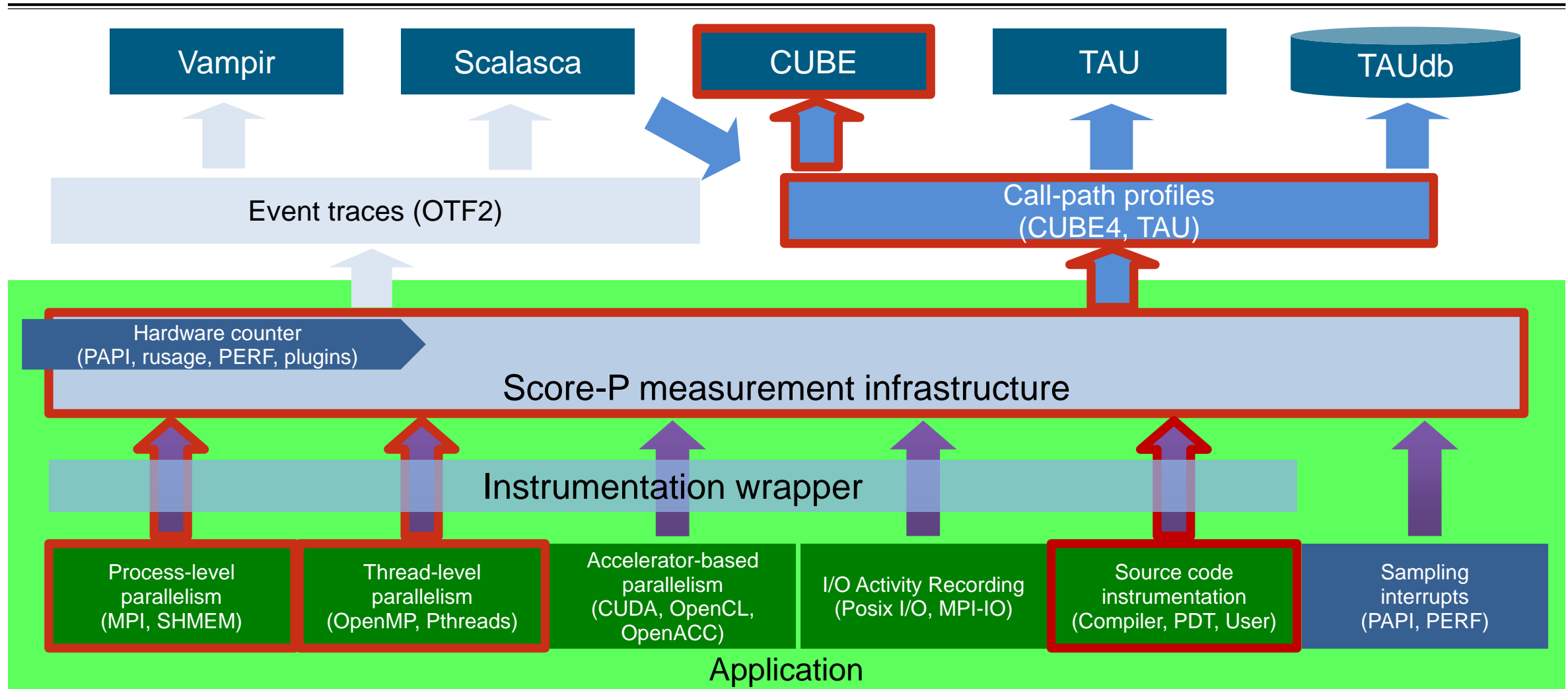
Bundesministerium
für Bildung
und Forschung



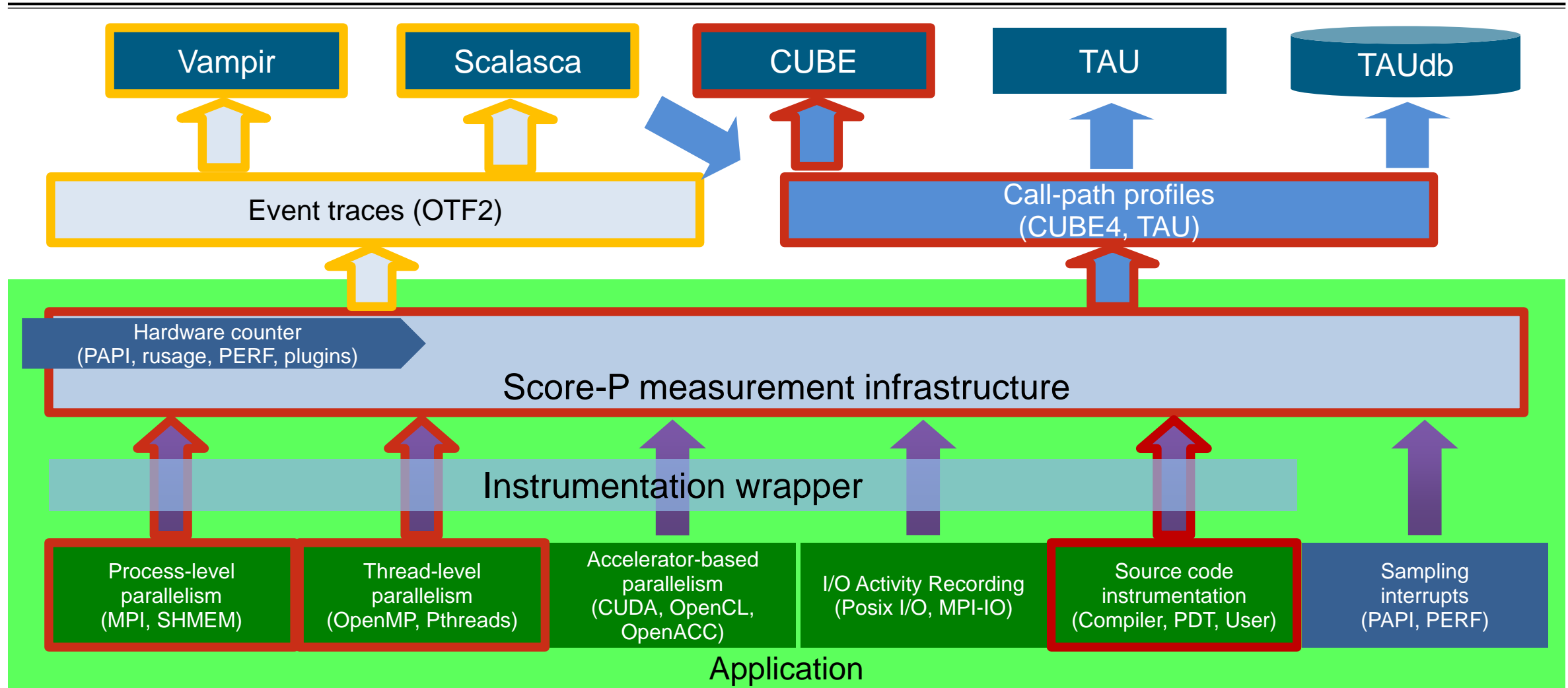
Score-P overview



Score-P overview: Today



Score-P overview: Next Session



Partners

- Forschungszentrum Jülich, Germany
- Gesellschaft für numerische Simulation mbH Braunschweig, Germany
- RWTH Aachen, Germany
- Technische Universität Darmstadt, Germany
- Technische Universität Dresden, Germany
- Technische Universität München, Germany
- University of Oregon, Eugene, USA



Hands-on: NPB-MZ-MPI / BT



Performance analysis steps

- 0.0 Reference preparation for validation

- 1.0 Program instrumentation
 - 1.1 Summary measurement collection
 - 1.2 Summary analysis report examination

- 2.0 Summary experiment scoring
 - 2.1 Summary measurement collection with filtering
 - 2.2 Filtered summary analysis report examination

- 3.0 Event trace collection
 - 3.1 Event trace examination & analysis

Toolchain and Score-P modules (DINE)

- Select modules for the Intel + IntelMPI tool chain

```
% module load intel_comp/2020-update2 intel_mpi/2020-update2
```

- Load Score-P and Cube modules

- Score-P installation is toolchain specific
- Available for alternative tool chain `gnu_comp/10.2.0 openmpi/4.0.5`

```
% module load scorep/6.0 cube/4.5
```

- Copy tutorial sources to your WORK directory

```
% cd /cosma5/data/do008/$USER  
% tar xf /cosma5/data/do008/tutorial/NPB3.3-MZ-MPI.tar.gz  
% cd NPB3.3-MZ-MPI
```

NPB-MZ-MPI / BT instrumentation

```
#-----  
# The Fortran compiler used for MPI programs  
#-----  
#MPIF77 = mpif77  
  
# Alternative variants to perform instrumentation  
...  
MPIF77 = scorep --user mpif77  
  
# This links MPI Fortran programs; usually the same as ${MPIF77}  
FLINK    = $(MPIF77)  
...
```

- Edit config/make.def to adjust build configuration
 - Modify specification of compiler/linker: MPIF77

Uncomment the Score-P
compiler wrapper
specification

NPB-MZ-MPI / BT instrumented build

```
% make clean

% make bt-mz CLASS=C NPROCS=8
cd BT-MZ; make CLASS=C NPROCS=8 VERSION=
make: Entering directory 'BT-MZ'
cd ../sys; cc -o setparams setparams.c -lm
../sys/setparams bt-mz 8 C
scorep --user mpif77 -g -c -O3 -fopenmp bt.f
[...]
cd ../common; scorep --user mpif77 -g -c -O3 -fopenmp timers.f
[...]
scorep --user mpif77 -g -O3 -fopenmp -o ../bin.scorep/bt-mz_C.8 \
bt.o initialize.o exact_solution.o exact_rhs.o set_constants.o \
adi.o rhs.o zone_setup.o x_solve.o y_solve.o exch_qbc.o \
solve_subs.o z_solve.o add.o error.o verify.o mpi_setup.o \
../common/print_results.o ../common/timers.o
Built executable ../bin.scorep/bt-mz_C.8
make: Leaving directory 'BT-MZ'
```

- Return to root directory and clean-up
- Re-build executable using Score-P compiler wrapper

Measurement configuration: scorep-info

```
% scorep-info config-vars --full
SCOREP_ENABLE_PROFILING
  Description: Enable profiling
  [...]
SCOREP_ENABLE_TRACING
  Description: Enable tracing
  [...]
SCOREP_TOTAL_MEMORY
  Description: Total memory in bytes for the measurement system
  [...]
SCOREP_EXPERIMENT_DIRECTORY
  Description: Name of the experiment directory
  [...]
SCOREP_FILTERING_FILE
  Description: A file name which contain the filter rules
  [...]
SCOREP_METRIC_PAPI
  Description: PAPI metric names to measure
  [...]
SCOREP_METRIC_RUSAGE
  Description: Resource usage metric names to measure
  [...] More configuration variables ...]
```

- Score-P measurements are configured via environmental variables

Summary measurement collection

```
% cd bin.scorep
% cp ../jobscript/dine/scorep.sbatch .
% cat scorep.sbatch
...
# set up environment
module purge
module load intel_comp/2020-update2
module load intel_mpi/2020-update2
module load scorep/6.0

# measurement configuration
export SCOREP_EXPERIMENT_DIRECTORY=scorep_bt-mz_sum
#export SCOREP_FILTERING_FILE=../config/scorep.filt
#export SCOREP_TOTAL_MEMORY=100M
#export SCOREP_METRIC_PAPI=PAPI_TOT_INS,PAPI_TOT_CYC,...
#export SCOREP_ENABLE_TRACING=true

set -x
export OMP_NUM_THREADS=6
time -p mpiexec -np 8 ./bt-mz_C.8

% sbatch scorep.sbatch
```

- Change to the directory containing the new executable before running it with the desired configuration
- Check settings

Leave these lines commented out for the moment

- Submit job

Summary measurement collection

```
% less slurm-<job_id>.out

NAS Parallel Benchmarks (NPB3.3-MZ-MPI) - BT-MZ MPI+OpenMP \
>Benchmark

Number of zones:  16 x  16
Iterations: 200    dt:  0.000100
Number of active processes:      8
Use the default load factors with threads
Total number of threads:    48  (  6.0 threads/process)

Calculated speedup = 47.97

Time step    1

[... More application output ...]
```

- Check the output of the application run

BT-MZ summary analysis report examination

```
% ls
bt-mz_C.8 slurm-<job_id>.out scorep_bt-mz_sum/

% ls scorep_bt-mz_sum
MANIFEST.md profile.cubex scorep.cfg

% cube scorep_bt-mz_sum/profile.cubex

[CUBE GUI showing summary analysis report]
```

- Creates experiment directory including
 - A brief content overview (MANIFEST.md)
 - A record of the measurement configuration (scorep.cfg)
 - The analysis report that was collated after measurement (profile.cubex)
- Interactive exploration with Cube

Hint:

Copy 'profile.cubex' to local system (laptop) using 'scp' to improve responsiveness of GUI

Reference results available:

`/cosma5/data/do008/tutorial/reference_results`

Further information

- Community instrumentation & measurement infrastructure
 - Instrumentation (various methods)
 - Basic and advanced profile generation
 - Event trace recording
 - Online access to profiling data
- Available under 3-clause BSD open-source license
- Documentation & Sources:
 - <http://www.score-p.org>
- User guide also part of installation:
 - `<prefix>/share/doc/scorep/{pdf,html}/`
- Support and feedback: support@score-p.org
- Subscribe to news@score-p.org, to be up to date